

COMUNE DI ARESE COMUNE DI LAINATE

PROVINCIA DI MILANO

ACCORDO DI PROGRAMMA EX ALFA ROMEO AMBITO c1/b

Richiedente:

TEA S.p.A.

Via Ponchielli, 7 - Milano(MI) - C.F. 03844300966

Progettista:

Dott. Ing. Roberto Stucchi

Via San Francesco, 1 - Cornate d'Adda (MI)

Progettazione infrastrutturale:



Centro operativo : 20090 TREZZANO S/N (MI) via Cristoforo Colombo n. 23
Tel. 02-48400557 (r.a.)-Fax 02-48400429 e-mail:tufficlotecnico@errevia.com

Coordinatore in materia di sicurezza e di salute durante la progettazione dell'opera
Coordinatore in materia di sicurezza e di salute durante la realizzazione dell'opera:

Dott. Arch. Stefano Castronovo

Via Emilia, 124 - Voghera (PV)



via diezza 32 via per busto 9
20144 milano 21058 scabbiate odona (va)
italia italia
tel +39 02 48193922 tel +39 0331 677959
fax +39 02 48016628 fax +39 0331 329306

Direttore Lavori:

Dott. Ing. Roberto Stucchi

Via San Francesco, 1 - Cornate d'Adda (MI)

Impresa esecutrice:

PROGETTO DEFINITIVO - ESECUTIVO

RINATURALIZZAZIONE TORRENTE LURA NORD

OGGETTO:

Sezioni trasversali

SCALA:

-

TAVOLA:

6.1

DATA: **MAGGIO 2014**

AGG:

AGG:

NOTA:

AGG:

AGG:

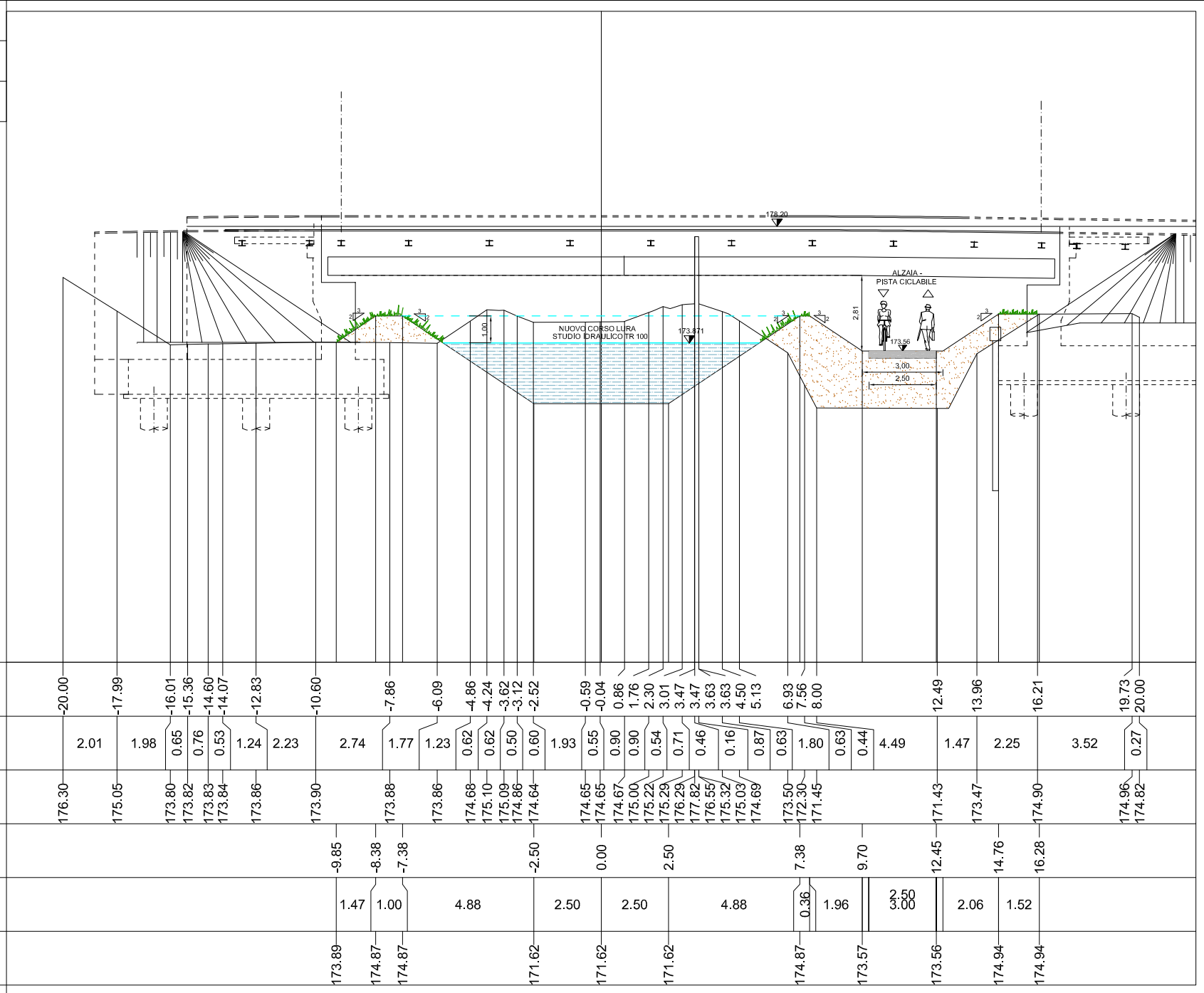
AGG:

AGG:

PROFILO ASSE_NUOVO_LURA

SEZIONE 14

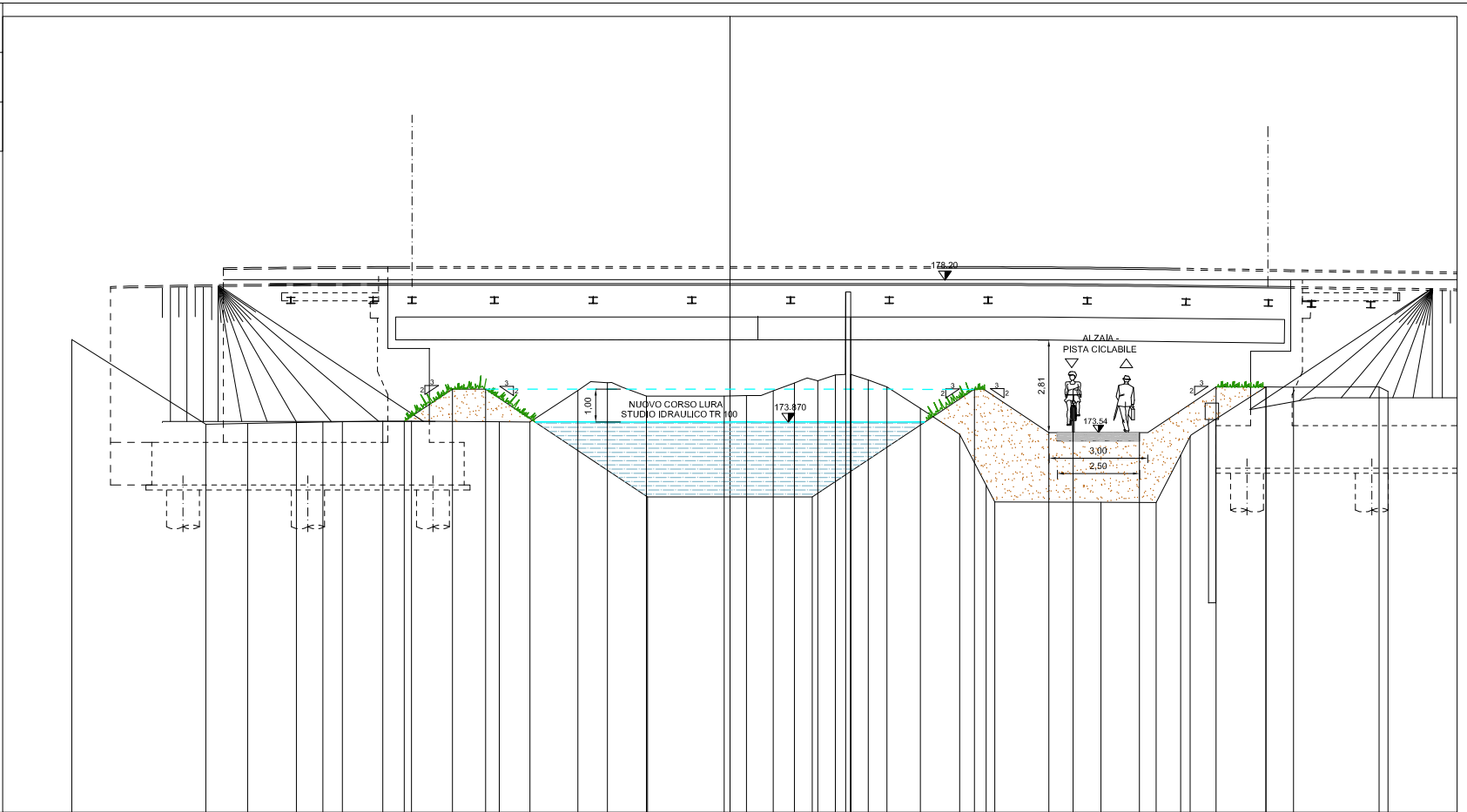
PROGRESSIVA 197.55



PROFILO ASSE_NUOVO_LURA

SEZIONE 15

PROGRESSIVA 200.00



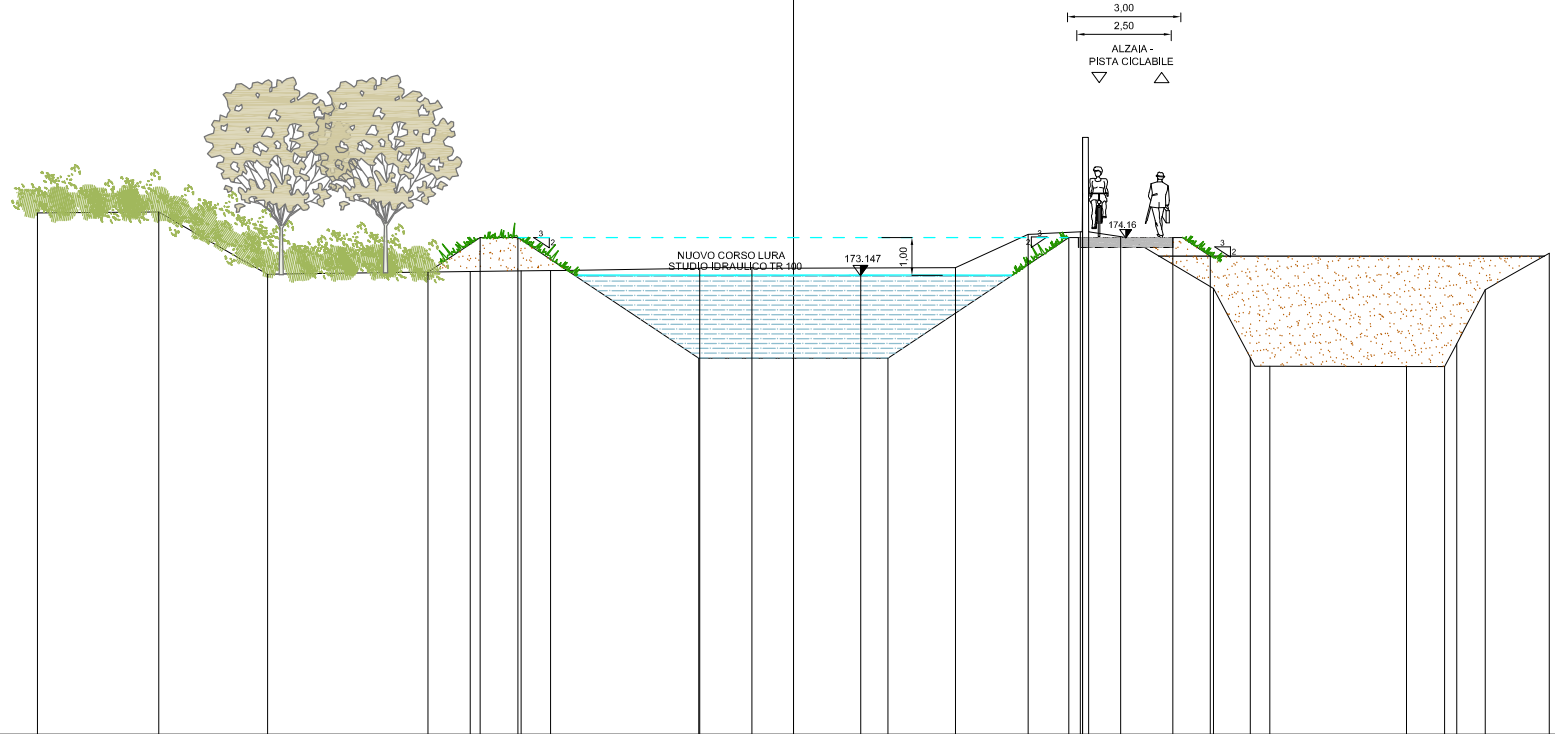
200
200

| | | | | | | | | | | | | | | | | | | | | | | | | | | | | | | | | | | | | |
|----------------------|--------|--------|--------|--------|--------|--------|--------|--------|--------|--------|--------|--------|--------|--------|--------|--------|--------|--------|--------|--------|--------|--------|--------|--------|--------|--------|--------|--------|--------|--------|--------|--------|--------|--------|--------|--------|
| PROGRESSIVE TERRENO | -20.00 | -15.92 | -14.66 | -13.17 | -12.36 | -11.77 | -10.55 | -9.68 | -7.01 | -6.07 | -4.62 | -3.72 | -2.53 | -0.17 | 0.51 | 1.32 | 1.96 | 2.67 | 3.21 | 3.52 | 3.67 | 4.20 | 4.77 | 5.79 | 6.98 | 7.79 | 8.05 | 11.27 | 12.95 | 13.70 | 13.98 | 16.29 | 17.13 | 19.72 | 20.00 | |
| PARZIALI TERRENO | 4.08 | 1.26 | 1.49 | 0.81 | 0.59 | 1.22 | 0.87 | 2.67 | 0.94 | 1.45 | 0.90 | 1.19 | 2.36 | 0.68 | 0.81 | 0.64 | 0.71 | 0.54 | 0.31 | 0.15 | 0.53 | 0.57 | 1.02 | 1.19 | 0.81 | 0.26 | 3.22 | 1.68 | 0.75 | 0.28 | 2.31 | 0.84 | 2.59 | 0.28 | | |
| QUOTE TERRENO | 176.37 | 173.80 | 173.82 | 173.85 | 173.86 | 173.87 | 173.89 | 173.89 | 173.88 | 173.86 | 174.82 | 175.06 | 174.65 | 174.66 | 174.67 | 174.81 | 175.05 | 175.12 | 175.30 | 177.82 | 177.04 | 175.32 | 175.14 | 174.93 | 174.28 | 173.49 | 171.95 | 171.44 | 171.43 | 171.42 | 172.86 | 173.42 | 174.93 | 174.92 | 174.93 | 174.80 |
| PROGRESSIVE PROGETTO | | | | | | | -9.90 | -8.43 | -7.43 | | | | -2.50 | 0.00 | | 2.50 | | | | 4.93 | | | | 7.43 | 9.69 | 10.43 | 12.44 | 14.77 | 16.29 | 174.93 | | | | | | |
| PARZIALI PROGETTO | | | | | | | 1.47 | 1.00 | 4.93 | 2.50 | 2.50 | 4.93 | 0.28 | 1.98 | 0.18 | 0.50 | 2.08 | 1.52 | | | | | | | | | | | | | | | | | | |
| QUOTE PROGETTO | | | | | | | 173.89 | 174.87 | 174.87 | | | | 171.59 | 171.59 | | 171.59 | | | | | | | | 174.87 | 173.55 | 174.87 | 173.54 | 174.93 | 174.93 | | | | | | | |

PROFILO ASSE_NUOVO_LURA

SEZIONE 29

PROGRESSIVA 380.00



161

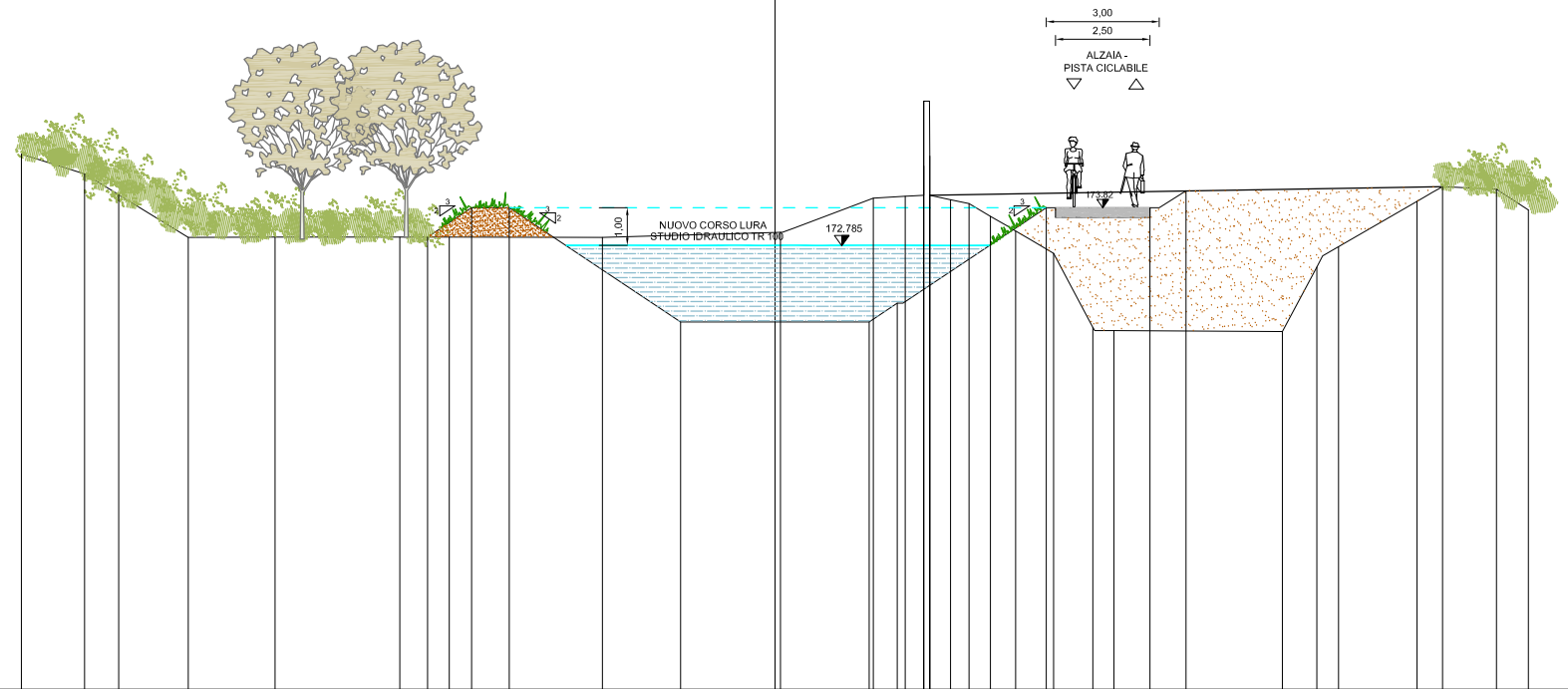
200
200

| | | | | | | | | | | | | | | | | | | | | | | | |
|----------------------|--------|--------|--------|--------|--------|--------|--------|--------|--------|--------|--------|--------|--------|--------|--------|--------|--------|--------|--------|--------|--------|--------|--------|
| PROGRESSIVE TERRENO | -20.00 | -16.78 | -13.91 | -8.55 | -7.20 | -6.43 | -2.48 | -1.10 | 1.78 | 4.29 | 6.21 | 7.59 | 7.65 | 7.81 | 8.65 | 11.11 | 12.09 | 12.60 | 16.22 | 17.23 | 17.55 | 18.30 | 20.00 |
| PARZIALI TERRENO | | 3.22 | 2.87 | 5.36 | 1.35 | 0.77 | 3.95 | 1.38 | 2.88 | 2.51 | 1.92 | 1.38 | 0.06 | 0.16 | 0.84 | 2.46 | 0.98 | 0.51 | 3.62 | 1.01 | 0.32 | 0.75 | 1.70 |
| QUOTE TERRENO | 174.79 | 174.82 | 173.17 | 173.24 | 173.26 | 173.27 | 173.34 | 173.35 | 173.34 | 173.35 | 174.23 | 174.30 | 175.31 | 176.80 | 174.17 | 172.80 | 170.97 | 170.74 | 170.73 | 170.73 | 171.33 | 172.77 | 173.73 |
| PROGRESSIVE PROGETTO | | | | -9.67 | -8.29 | -7.29 | -2.50 | 0.00 | 2.50 | | | | 7.29 | | 10.04 | 11.03 | | | | | | | |
| PARZIALI PROGETTO | | | | 1.38 | 1.00 | | 4.79 | 2.50 | 2.50 | 4.79 | | | 2.50 | 3.00 | | 0.74 | | | | | | | |
| QUOTE PROGETTO | | | | 173.23 | 174.15 | 174.15 | 170.95 | 170.95 | 170.95 | | | | 174.15 | | 174.14 | 173.65 | | | | | | | |

PROFILO ASSE_NUOVO_LURA

SEZIONE 34

PROGRESSIVA 433.33



161

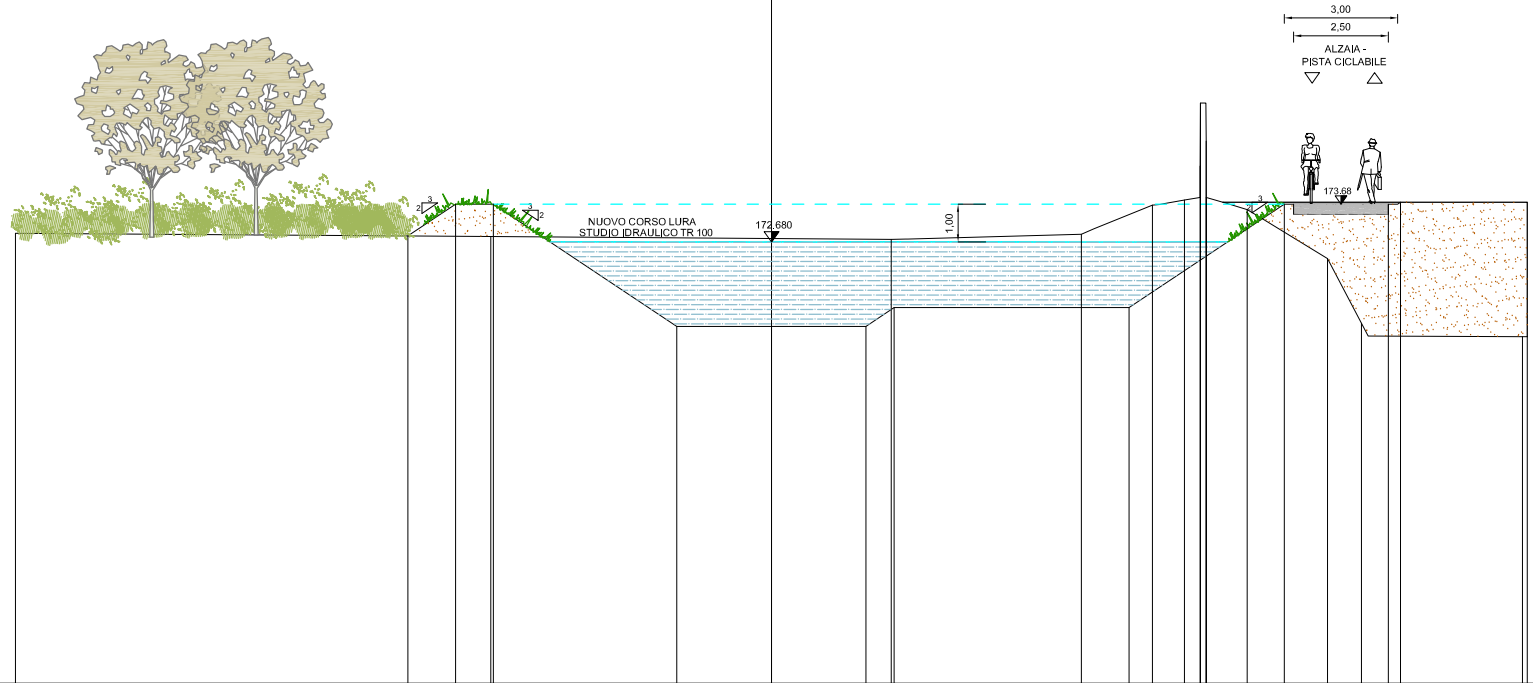
200
200

| | | | | | | | | | | | | | | | | | | | | | | | | | | | | | |
|----------------------|--------|--------|--------|--------|--------|--------|--------|--------|--------|--------|--------|--------|--------|--------|--------|--------|--------|--------|--------|--------|--------|--------|--------|--------|--------|--------|--------|--------|--------|
| PROGRESSIVE TERRENO | -20.00 | -18.32 | -17.42 | -15.57 | -13.27 | -9.96 | -8.64 | -4.58 | 0.15 | 2.61 | 3.46 | 3.95 | 3.95 | 4.11 | 4.66 | 5.15 | 5.72 | 6.39 | 7.40 | 8.44 | 8.99 | 13.47 | 14.38 | 14.96 | 17.04 | 17.72 | 19.15 | 20.00 | |
| PARZIALI TERRENO | | 1.68 | 0.90 | 1.85 | 2.30 | 3.31 | 1.32 | 4.06 | 4.73 | 2.46 | 0.85 | 0.49 | 0.16 | 0.55 | 0.49 | 0.57 | 0.67 | 1.01 | 1.04 | 0.55 | 4.48 | 0.91 | 0.58 | 2.08 | 0.68 | 1.43 | 0.85 | | |
| QUOTE TERRENO | 175.21 | 174.68 | 174.13 | 173.00 | 173.00 | 173.00 | 173.00 | 172.99 | 173.13 | 174.04 | 174.09 | 174.89 | 176.61 | 175.15 | 174.11 | 173.99 | 173.89 | 173.55 | 173.16 | 172.57 | 170.60 | 170.52 | 170.50 | 172.21 | 172.75 | 173.95 | 174.34 | 174.27 | 173.72 |
| PROGRESSIVE PROGETTO | | | | | | -9.22 | -8.05 | -7.05 | -2.50 | 0.00 | 2.50 | 3.25 | | | | | | | 7.20 | | 9.95 | 10.91 | | | | | | | |
| PARZIALI PROGETTO | | | | | | 1.17 | 1.00 | 4.55 | 2.50 | 2.50 | 0.75 | | | | 3.95 | | | | | 3.50 | 3.00 | 0.71 | | | | | | | |
| QUOTE PROGETTO | | | | | | 173.00 | 173.78 | 173.78 | 170.75 | 170.75 | 170.75 | 171.25 | | | | | | | | 173.78 | | 173.76 | 174.23 | | | | | | |

PROFILO ASSE_NUOVO_LURA

SEZIONE 42

PROGRESSIVA 520.00

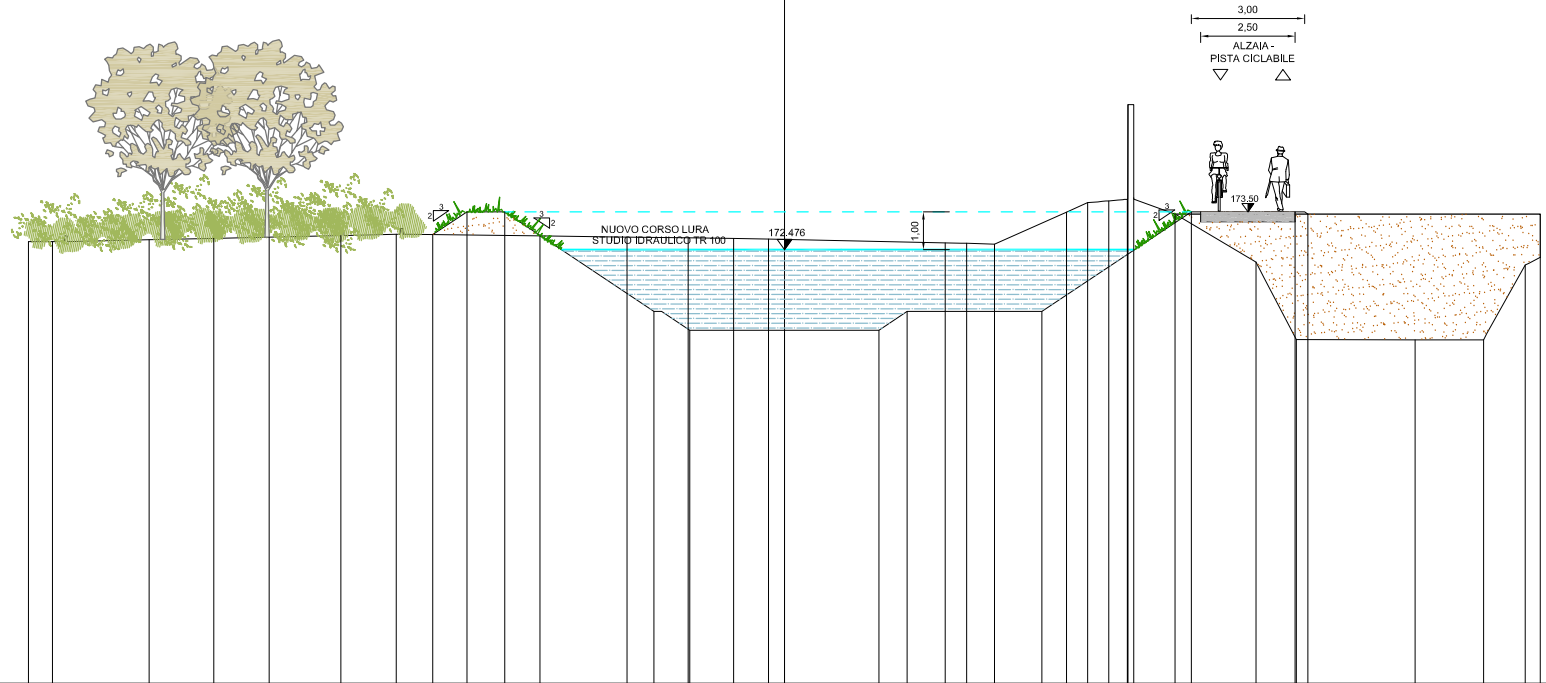


| | | | | | | | | | | | | | | | | | | | | | | |
|----------------------|--------|-------|--------|--------|--------|--------|--------|--------|--------|--------|--------|--------|--------|--------|--------|--------|--------|--------|-------|--------|--------|--|
| PROGRESSIVE TERRENO | -20.00 | | | -7.42 | | | | 3.17 | | | 8.20 | 10.08 | 10.92 | 11.34 | 11.35 | 11.50 | 12.59 | 14.72 | 15.61 | 19.87 | 20.00 | |
| PARZIALI TERRENO | | 12.58 | | | 10.59 | | | 5.03 | 1.88 | 0.84 | 0.42 | 0.01 | 11.34 | 0.15 | 11.50 | 1.09 | 2.13 | 0.89 | 4.26 | 0.13 | | |
| QUOTE TERRENO | 172.91 | | | 172.83 | | | 172.75 | | 172.88 | 173.65 | 173.79 | 174.68 | 176.36 | 175.35 | 173.86 | 173.53 | 172.24 | 170.53 | | 170.17 | 170.17 | |
| PROGRESSIVE PROGETTO | | | -9.61 | -8.35 | -7.35 | | -2.50 | 0.00 | | | 2.50 | 3.25 | | | | | | | | | | |
| PARZIALI PROGETTO | | | 1.26 | 1.00 | 4.85 | 2.50 | 2.50 | 0.75 | 6.21 | | 4.11 | | | | | | 3.50 | 3.00 | 16.32 | 0.07 | | |
| QUOTE PROGETTO | | | 172.84 | 173.68 | 173.68 | 170.44 | 170.44 | 170.44 | 170.94 | 170.94 | 173.68 | 173.68 | 173.67 | 173.73 | | | | | | | | |

PROFILO ASSE_NUOVO_LURA

SEZIONE 44

PROGRESSIVA 548.09

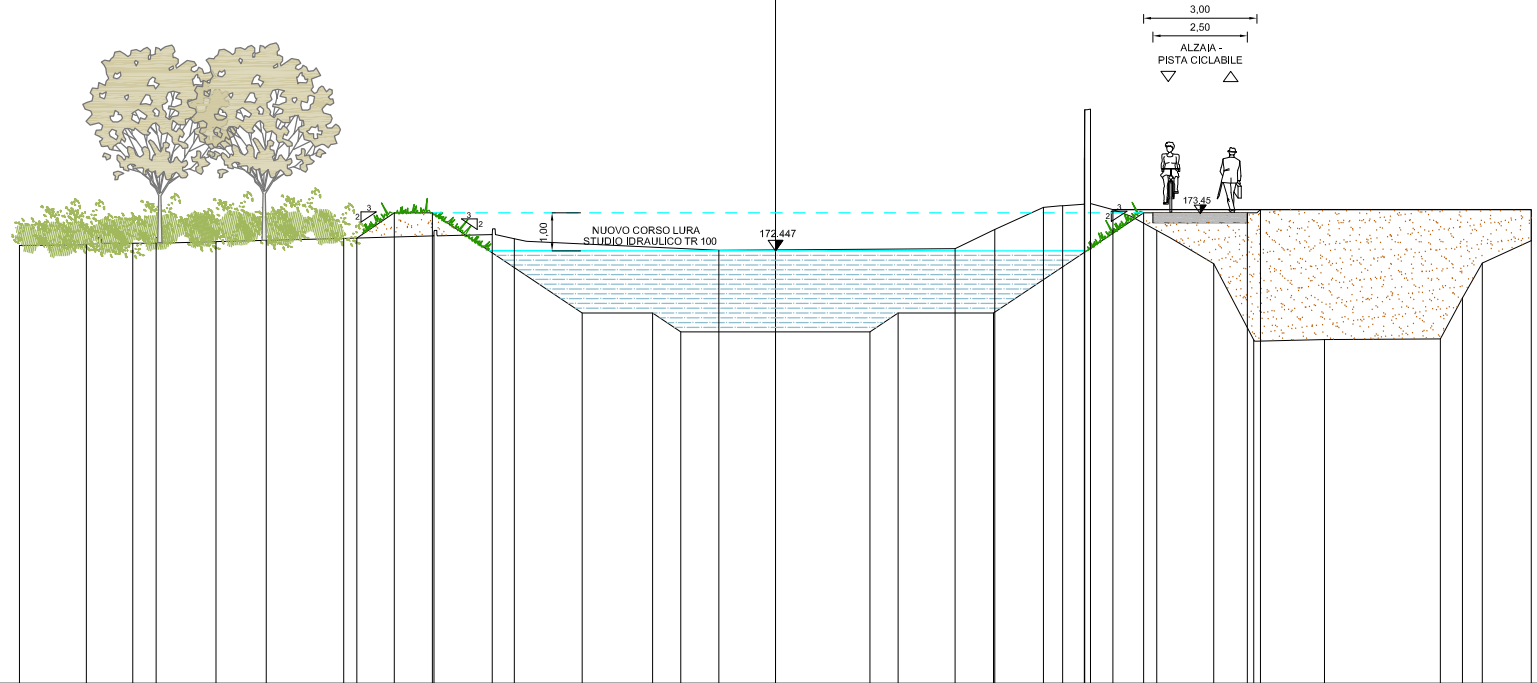


| | | | | | | | | | | | | | | | | | | | | | | | | | | | | |
|----------------------|--------|--------|--------|--------|--------|--------|--------|--------|--------|--------|--------|--------|--------|--------|--------|--------|--------|--------|--------|--------|--------|--------|--------|--------|--------|--------|--------|--------|
| PROGRESSIVE TERRENO | -20.00 | -19.36 | -16.80 | -15.09 | -13.63 | -11.73 | -10.27 | -6.46 | -4.17 | -2.55 | -1.34 | -0.42 | 4.26 | 4.83 | 5.56 | 7.46 | 8.02 | 8.58 | 9.08 | 9.09 | 9.24 | 10.33 | 12.47 | 13.55 | 16.68 | 18.49 | 19.60 | 20.00 |
| PARZIALI TERRENO | 0.64 | 2.56 | 1.71 | 1.46 | 1.90 | 1.46 | 3.81 | 2.29 | 1.62 | 1.21 | 0.92 | 4.68 | 0.57 | 0.73 | 1.90 | 0.56 | 0.56 | 0.50 | 0.01 | 0.15 | 1.09 | 2.14 | 1.08 | 3.13 | 1.81 | 1.11 | 0.40 | |
| QUOTE TERRENO | 172.69 | 172.69 | 172.74 | 172.77 | 172.80 | 172.85 | 172.88 | 172.84 | 172.81 | 172.79 | 172.77 | 172.76 | 172.65 | 172.64 | 172.63 | 173.47 | 173.72 | 173.77 | 173.81 | 176.31 | 173.85 | 173.42 | 172.14 | 170.10 | 170.09 | 170.09 | 172.07 | 172.28 |
| PROGRESSIVE PROGETTO | | | | | | | | -9.30 | -8.40 | -7.40 | | | -3.45 | -2.50 | 0.00 | 2.50 | 3.25 | | | 6.81 | | 10.76 | | 13.51 | 13.85 | | | |
| PARZIALI PROGETTO | | | | | | | | 0.90 | 1.00 | 3.95 | 0.95 | 2.50 | 2.50 | 0.75 | 3.56 | | 3.95 | | | | 3.33 | 0.50 | 0.09 | | | | | |
| QUOTE PROGETTO | | | | | | | | 172.88 | 173.48 | 173.48 | | | 170.84 | 170.34 | 170.34 | 170.84 | 170.84 | | | 173.48 | | 173.47 | 173.42 | | | | | |

PROFILO ASSE_NUOVO_LURA

SEZIONE 45

PROGRESSIVA 560.00




| | | | | | | | | | | | | | | | | | | | | | | | | | | | | |
|----------------------|--------|--------|--------|--------|--------|--------|--------|--------|--------|--------|--------|--------|--------|--------|--------|--------|--------|--------|--------|--------|--------|--------|--------|--------|--------|--------|--------|--------|
| PROGRESSIVE TERRENO | -20.00 | -18.23 | -17.00 | -16.38 | -14.80 | -13.47 | -11.42 | -9.03 | -7.49 | -6.90 | -1.50 | 4.76 | 5.81 | 7.09 | 8.17 | 8.18 | 8.34 | 8.93 | 10.09 | 11.60 | 12.65 | 14.52 | 17.59 | 18.18 | 18.70 | 20.00 | | |
| PARZIALI TERRENO | | 1.77 | 1.23 | 0.62 | 1.58 | 1.33 | 2.05 | 2.39 | 1.54 | 0.59 | 5.40 | 6.26 | 1.05 | 1.28 | 0.51 | 0.57 | 0.01 | 0.16 | 0.59 | 1.16 | 1.51 | 1.05 | 1.87 | 3.07 | 0.59 | 0.52 | 1.30 | |
| QUOTE TERRENO | 172.59 | 172.60 | 172.65 | 172.65 | 172.69 | 172.72 | 172.77 | 172.84 | 172.88 | 172.77 | 172.46 | 172.50 | 173.01 | 173.59 | 173.64 | 173.68 | 174.90 | 176.18 | 175.12 | 173.69 | 172.98 | 172.10 | 170.09 | 170.10 | 170.11 | 171.20 | 172.12 | 172.71 |
| PROGRESSIVE PROGETTO | | | | | | | -11.07 | -10.08 | -9.08 | | -5.11 | -3.25 | -2.50 | 0.00 | 2.50 | 3.25 | 5.77 | | 9.74 | | 12.49 | 12.83 | | | | | | |
| PARZIALI PROGETTO | | | | | | | 0.99 | 1.00 | 3.97 | | 1.86 | 0.75 | 2.50 | 2.50 | 0.75 | 2.52 | 3.97 | | 3.50 | 3.00 | | 0.09 | | | | | | |
| QUOTE PROGETTO | | | | | | | 172.78 | 173.45 | 173.45 | | 170.80 | 170.80 | 170.30 | 170.30 | 170.30 | 170.80 | 170.80 | 173.45 | | 173.43 | 173.54 | | | | | | | |

PROFILO ASSE_NUOVO_LURA

SEZIONE 58

PROGRESSIVA 730.07



160

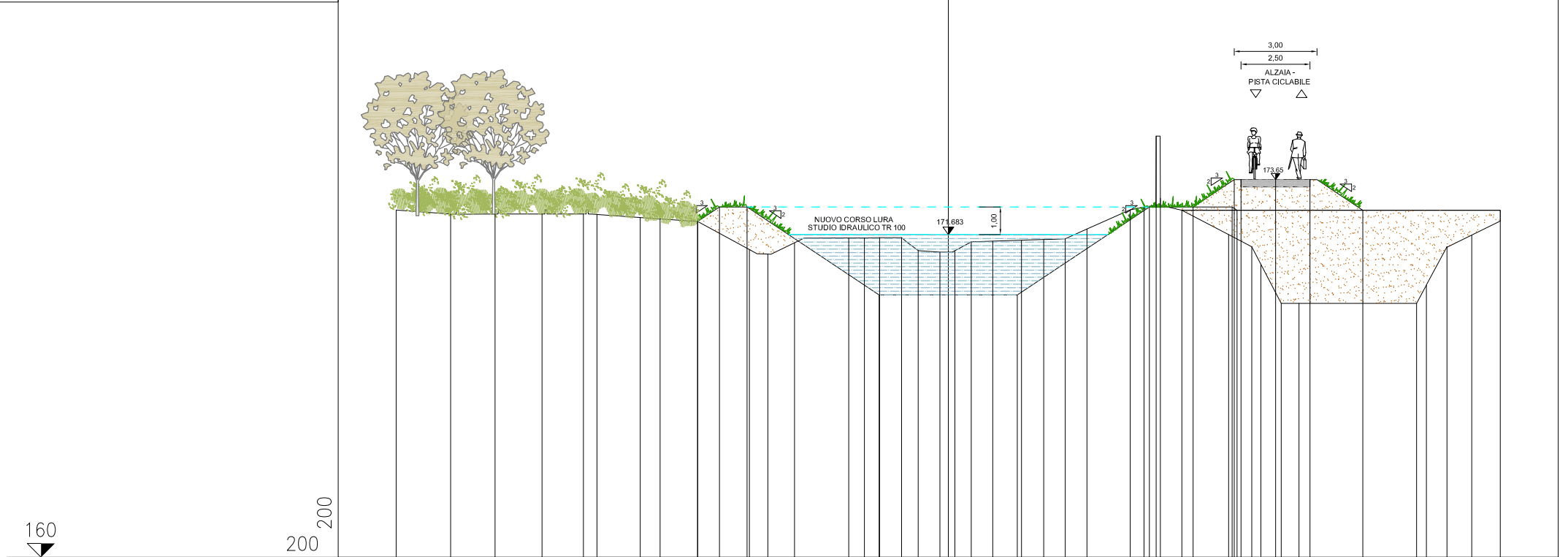
200
200

| | | | | | | | | | | | | | | | | | | | | | | | | | | | | | | | | | | | | |
|----------------------|--------|--------|--------|--------|--------|--------|--------|--------|--------|--------|--------|--------|--------|--------|--------|--------|--------|--------|--------|--------|--------|--------|--------|--------|--------|--------|--------|--------|--------|--------|--------|--------|--------|--------|--------|--------|
| PROGRESSIVE TERRENO | -20.00 | -19.11 | -16.42 | -15.04 | -13.62 | -13.08 | -12.36 | -11.74 | -10.66 | -8.22 | -7.02 | -6.10 | -5.35 | -4.34 | -2.65 | -0.80 | -0.29 | 0.51 | 5.30 | 6.94 | 7.50 | 8.45 | 8.58 | 8.58 | 8.73 | 8.74 | 9.38 | 11.36 | 12.05 | 12.45 | 13.12 | 16.63 | 18.02 | 18.88 | 19.95 | 20.00 |
| PARZIALI TERRENO | 0.89 | 2.69 | 1.38 | 1.42 | 0.54 | 0.72 | 0.62 | 1.08 | 2.44 | 1.20 | 0.92 | 0.75 | 1.01 | 1.69 | 1.85 | 0.51 | 0.80 | 4.79 | 1.64 | 0.56 | 0.95 | 0.13 | 0.15 | 0.01 | 0.64 | 1.98 | 0.69 | 0.40 | 0.67 | 3.51 | 1.39 | 0.86 | 1.07 | 0.05 | | |
| QUOTE TERRENO | 172.67 | 172.68 | 172.71 | 172.62 | 172.53 | 172.64 | 172.52 | 172.50 | 172.45 | 172.33 | 172.27 | 171.97 | 171.95 | 172.23 | 172.22 | 172.20 | 171.30 | 171.77 | 171.80 | 172.51 | 172.71 | 172.86 | 174.80 | 175.38 | 174.01 | 172.88 | 172.73 | 171.72 | 171.35 | 170.58 | 169.30 | 169.33 | 169.35 | 170.95 | 171.75 | 171.78 |
| PROGRESSIVE PROGETTO | | | | | | | | | | -8.98 | -8.29 | -7.29 | | | -2.50 | 0.00 | | 2.50 | | 7.29 | | | 9.05 | 10.04 | 10.29 | 11.54 | 12.79 | 14.23 | | | | | | | | |
| PARZIALI PROGETTO | | | | | | | | | | 0.69 | 1.00 | 4.79 | | | 2.50 | 2.50 | | 4.79 | | 3.00 | 0.99 | 0.20 | 0.25 | 0.25 | 0.25 | 1.50 | 1.19 | | | | | | | | | |
| QUOTE PROGETTO | | | | | | | | | | 172.37 | 172.83 | 172.83 | | | 169.63 | 169.63 | | 169.63 | | 172.83 | | | 172.83 | 173.49 | 172.83 | 173.48 | 173.48 | 172.70 | | | | | | | | |

PROFILO ASSE_NUOVO_LURA

SEZIONE 61

PROGRESSIVA 760.00

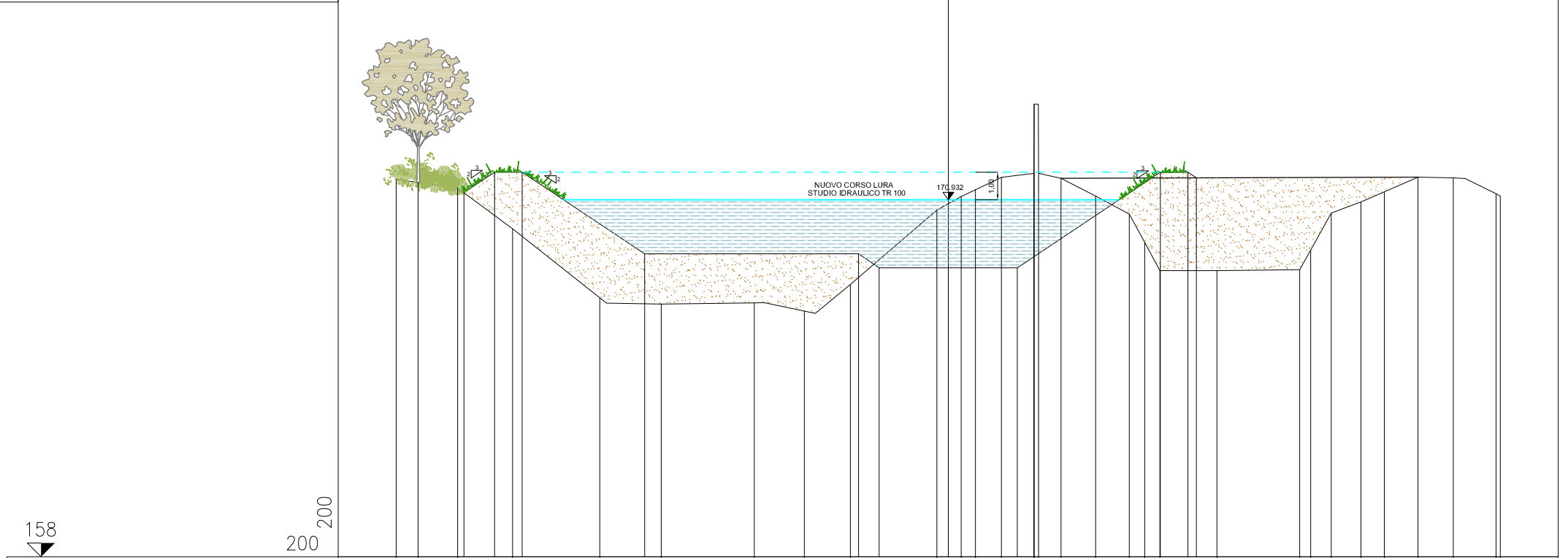


| | | | | | | | | | | | | | | | | | | | | | | | | | | | | | | | | | | | | | | | | | |
|----------------------|--------|--------|--------|--------|--------|--------|--------|--------|--------|--------|--------|--------|--------|--------|--------|--------|--------|--------|--------|--------|--------|--------|--------|--------|--------|--------|--------|--------|--------|--------|--------|--------|--------|--------|--------|--------|--------|--------|--------|--------|--------|
| PROGRESSIVE TERRENO | -20.00 | -18.03 | -16.41 | -14.71 | -13.22 | -12.72 | -11.16 | -10.44 | -9.07 | -7.20 | -6.54 | -5.56 | -3.60 | -3.04 | -2.48 | -1.69 | -1.09 | -0.30 | 0.24 | 0.83 | 1.61 | 2.66 | 3.46 | 4.24 | 5.02 | 6.60 | 7.09 | 7.53 | 7.68 | 8.46 | 10.16 | 10.99 | 11.33 | 12.06 | 12.70 | 16.96 | 17.32 | 18.06 | 18.96 | 20.00 | |
| PARZIALI TERRENO | | 1.97 | 1.62 | 1.70 | 1.49 | 0.84 | 0.99 | 0.72 | 1.37 | 1.87 | 0.66 | 0.98 | 1.37 | 1.96 | 0.56 | 0.56 | 0.79 | 0.60 | 0.79 | 0.54 | 0.59 | 0.78 | 1.05 | 0.80 | 0.78 | 0.78 | 1.58 | 0.49 | 0.44 | 0.15 | 0.78 | 1.70 | 0.83 | 0.34 | 0.73 | 0.64 | 4.26 | 0.36 | 0.74 | 0.90 | 1.04 |
| QUOTE TERRENO | 172.57 | 172.43 | 172.42 | 172.43 | 172.43 | 172.41 | 172.30 | 172.25 | 172.15 | 171.14 | 170.97 | 171.38 | 171.56 | 171.56 | 171.57 | 171.57 | 171.10 | 171.04 | 171.10 | 171.41 | 171.44 | 171.48 | 171.50 | 171.53 | 171.88 | 172.58 | 172.67 | 175.24 | 172.99 | 172.56 | 171.68 | 171.24 | 170.61 | 169.19 | 169.19 | | 169.19 | 169.85 | 171.24 | 171.66 | 172.17 |
| PROGRESSIVE PROGETTO | | | | | | | | | -9.08 | -8.28 | -7.28 | | | | -2.50 | | | 0.00 | | | | 2.50 | | | | | 7.28 | | 8.87 | 10.28 | 10.36 | 10.46 | 10.61 | 11.86 | 13.11 | | 15.01 | | | | |
| PARZIALI PROGETTO | | | | | | | | | 0.80 | 1.00 | | 4.78 | | | 2.50 | | | 2.50 | | | | | | 4.78 | | | | 3.00 | 1.49 | 0.18 | 1.50 | 1.25 | 1.50 | | 1.65 | | | | | | |
| QUOTE PROGETTO | | | | | | | | | 172.15 | 172.68 | 172.68 | | 169.49 | | 169.49 | | 169.49 | | 169.49 | | | 169.49 | | | | | 172.68 | 172.68 | 173.67 | 172.56 | 173.66 | 173.66 | 173.66 | 173.66 | | 172.56 | | | | | |

PROFILO ASSE_NUOVO_LURA

SEZIONE 76

PROGRESSIVA 978.82

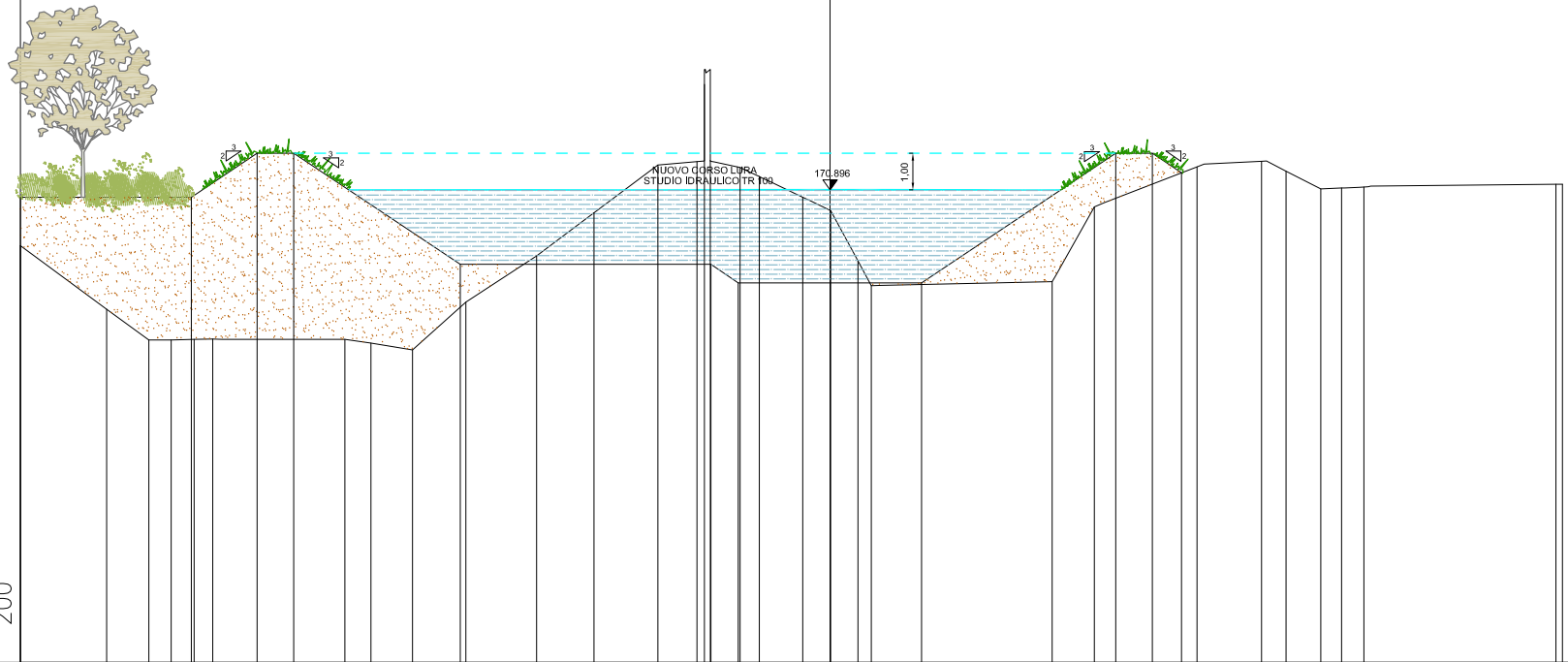


| | | | | | | | | | | | | | | | | | | | | | | | | | | | | | | | |
|----------------------|--------|--------|--------|--------|--------|--------|--------|--------|--------|--------|--------|--------|--------|--------|--------|--------|--------|--------|--------|--------|--------|--------|--------|--------|--------|--------|--------|--------|--------|--------|--------|
| PROGRESSIVE TERRENO | -20.00 | -19.20 | -17.77 | -15.78 | -12.62 | -10.40 | -7.02 | -5.21 | -3.54 | -0.41 | 0.47 | 0.98 | 1.92 | 3.11 | 3.11 | 3.27 | 4.08 | 5.34 | 6.56 | 7.11 | 7.67 | 9.73 | 12.73 | 13.13 | 13.88 | 14.95 | 15.79 | 17.02 | 18.30 | 19.84 | 20.00 |
| PARZIALI TERRENO | 0.80 | 1.43 | 1.99 | 3.16 | 2.22 | 3.38 | 1.81 | 1.67 | 3.13 | 0.88 | 0.51 | 0.94 | 1.19 | 0.16 | 0.81 | 1.26 | 1.22 | 0.55 | 0.56 | 2.06 | 3.00 | 0.40 | 0.75 | 1.07 | 0.84 | 1.23 | 1.28 | 1.54 | 0.16 | | |
| QUOTE TERRENO | 171.68 | 171.56 | 171.36 | 169.89 | 167.39 | 167.16 | 167.20 | 166.90 | 167.87 | 170.56 | 171.05 | 171.30 | 171.75 | 171.89 | 174.39 | 171.89 | 171.72 | 171.06 | 170.42 | 169.40 | 168.37 | 168.37 | 168.40 | 169.12 | 170.45 | 170.86 | 171.22 | 171.75 | 171.73 | 171.15 | 171.07 |
| PROGRESSIVE PROGETTO | | | -17.54 | -16.43 | -15.43 | -10.99 | | | -3.25 | -2.50 | 0.00 | | 2.50 | | | | | | | 7.69 | 8.69 | 8.99 | | | | | | | | | |
| PARZIALI PROGETTO | | | 1.11 | 1.00 | 4.44 | | 7.74 | | 0.75 | 2.50 | 2.50 | | 5.19 | | | | | | | 1.00 | 0.30 | | | | | | | | | | |
| QUOTE PROGETTO | | | 171.19 | 171.93 | 171.93 | 168.97 | | | 168.97 | 168.47 | 168.47 | | 168.47 | | | | | | | 171.93 | 171.93 | 171.73 | | | | | | | | | |

PROFILO ASSE_NUOVO_LURA

SEZIONE 79

PROGRESSIVA 1002.43

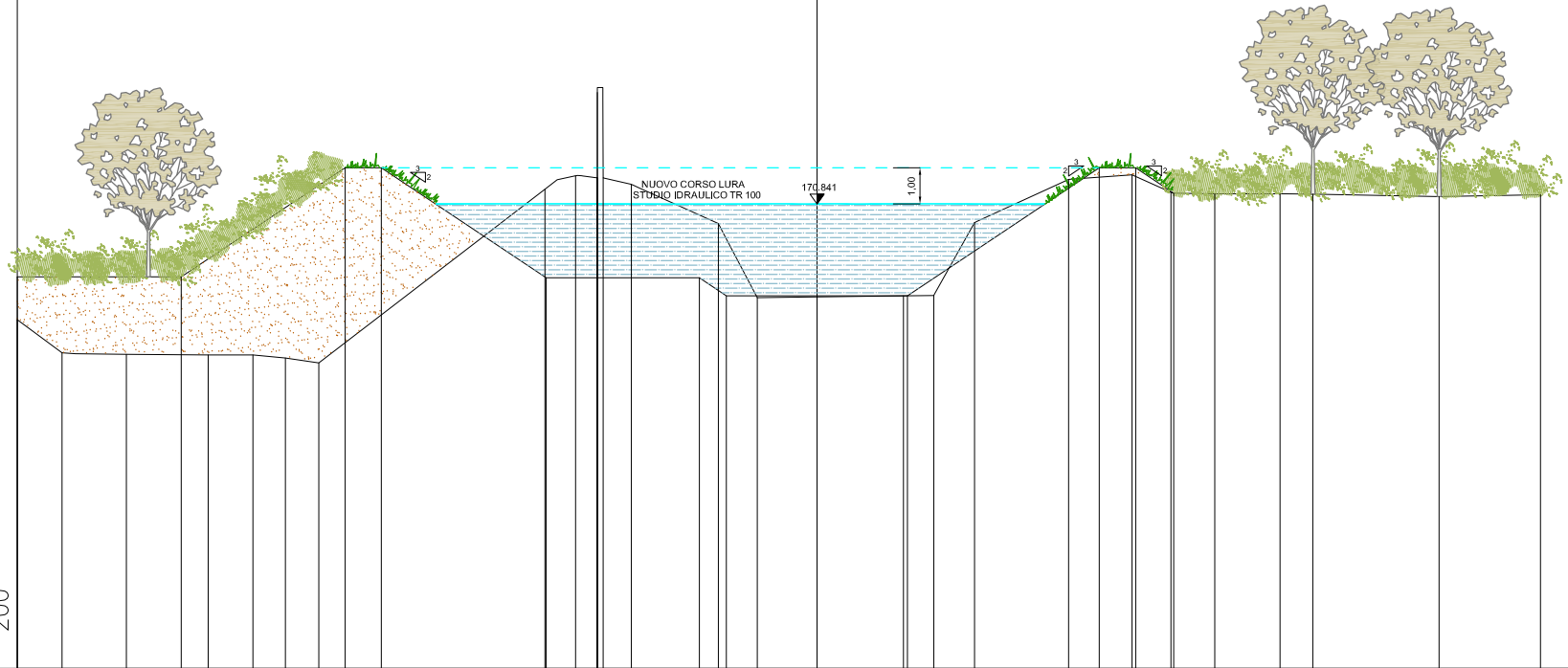


| | | | | | | | | | | | | | | | | | | | | | | | | | | | | | | | | | | | | |
|----------------------|--------|--------|--------|--------|--------|--------|--------|--------|--------|--------|--------|--------|--------|--------|--------|--------|--------|--------|--------|--------|--------|--------|--------|--|--------|--------|------|--------|--------|--------|--------|--------|--------|------|--------|--------|
| PROGRESSIVE TERRENO | -22.10 | -19.74 | -18.59 | -17.98 | -17.36 | -16.85 | | -13.24 | -12.53 | -11.39 | -9.94 | -8.00 | -6.44 | -4.70 | -3.63 | -3.43 | -3.26 | -2.45 | -1.93 | -0.74 | 0.02 | 0.77 | 1.13 | | 6.07 | 7.22 | | 10.02 | 11.78 | 12.45 | 13.40 | 13.97 | 14.58 | | 19.82 | 20.00 |
| PARZIALI TERRENO | 2.36 | 1.15 | 0.61 | 0.62 | 0.51 | | 3.61 | 0.71 | 1.14 | 1.45 | 1.94 | 1.56 | 1.74 | 1.07 | 0.20 | 0.17 | 0.81 | 0.52 | 1.19 | 0.76 | 0.75 | 0.36 | 4.94 | | 1.15 | 2.80 | 1.76 | 0.67 | 0.95 | 0.57 | 0.61 | | 5.24 | 0.18 | | |
| QUOTE TERRENO | 169.38 | 167.64 | 166.80 | 166.80 | 166.81 | 166.82 | | 166.82 | 166.71 | 166.53 | 167.83 | 169.10 | 170.27 | 171.58 | 171.67 | 173.78 | 171.70 | 171.51 | 171.26 | 170.70 | 170.33 | 168.96 | 168.28 | | 168.40 | 170.44 | | 171.53 | 171.68 | 171.41 | 170.92 | 170.95 | 170.98 | | 171.05 | 171.05 |
| PROGRESSIVE PROGETTO | -22.10 | | | -17.43 | | | -15.64 | | -14.64 | | -10.09 | | | | | -3.25 | -2.50 | | 0.00 | | | 2.50 | | | | 7.80 | | 8.80 | 9.60 | | | | | | | |
| PARZIALI PROGETTO | | 4.67 | | 1.79 | | | 1.00 | | 4.55 | | | 6.84 | | | | 0.75 | | 2.50 | | 2.50 | | | 5.30 | | | 1.00 | | 0.80 | | | | | | | | |
| QUOTE PROGETTO | 170.70 | | | 170.70 | | | 171.90 | | 171.90 | | 168.86 | | | | | 168.86 | 168.36 | | 168.36 | | | 168.36 | | | | 171.90 | | 171.90 | 171.36 | | | | | | | |

PROFILO ASSE_NUOVO_LURA

SEZIONE 80

PROGRESSIVA 1015.90



158

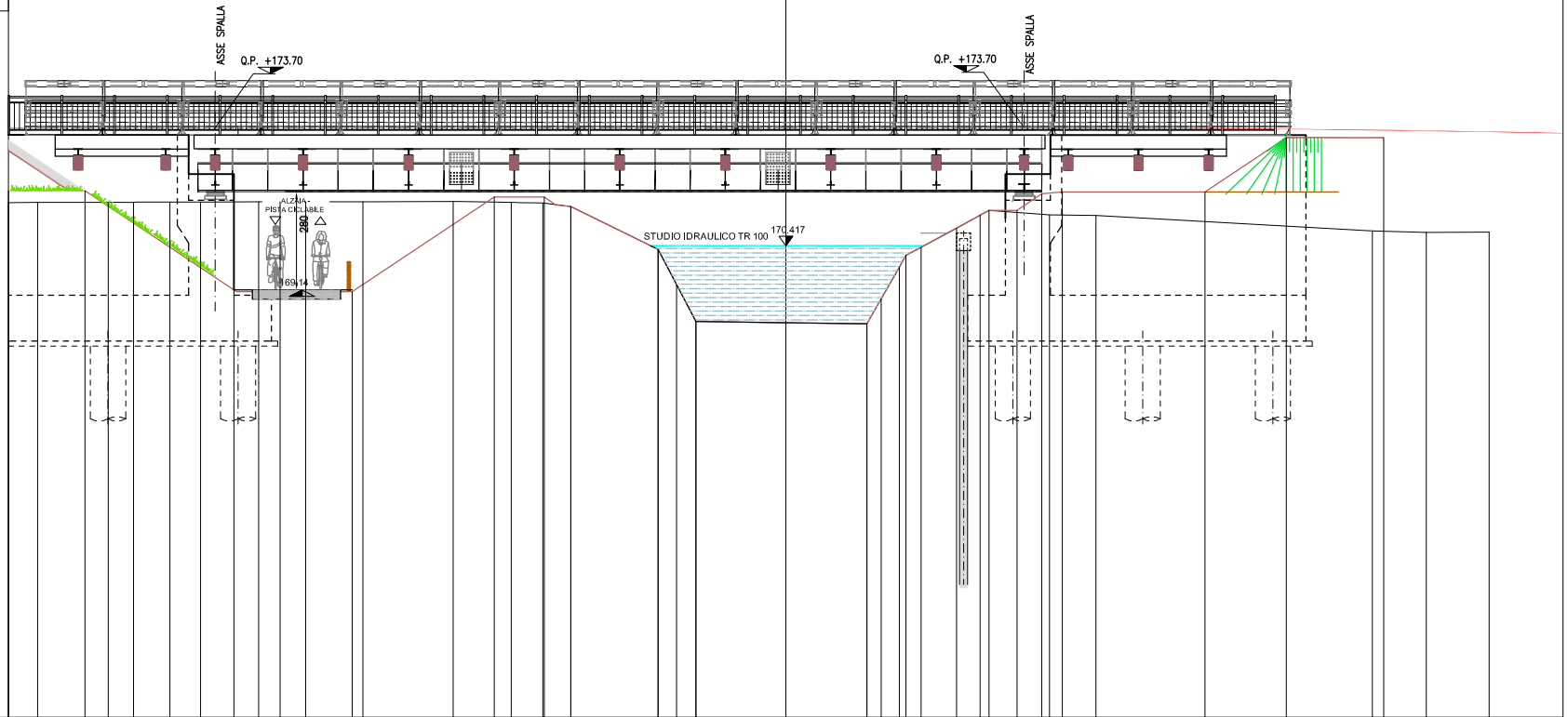
200
200

| | | | | | | | | | | | | | | | | | | | | | | | | | | | | | |
|----------------------|--------|--------|--------|--------|--------|--------|--------|--------|--------|--------|--------|--------|--------|--------|--------|--------|--------|--------|--------|--------|--------|--------|--------|--------|--------|--------|------|--------|--------|
| PROGRESSIVE TERRENO | -22.10 | -20.86 | -19.08 | -16.82 | -15.58 | -14.69 | -13.76 | | -7.52 | -6.67 | -6.07 | -6.07 | -5.91 | -5.12 | -2.73 | -1.65 | | 2.39 | 3.23 | 4.36 | 6.96 | 8.71 | 9.78 | 11.00 | 12.79 | 13.70 | | 17.19 | 20.00 |
| PARZIALI TERRENO | 1.24 | 1.78 | 2.26 | 1.24 | 0.89 | 0.93 | | 6.24 | 0.85 | 0.60 | 0.16 | 0.79 | | 2.39 | 1.08 | | 4.04 | 0.84 | 1.13 | 2.60 | 1.75 | 1.07 | 1.22 | 1.79 | 0.91 | 3.49 | 2.81 | | |
| QUOTE TERRENO | 167.64 | 166.73 | 166.68 | 166.66 | 166.67 | 166.58 | 166.44 | | 171.25 | 171.62 | 171.56 | 173.93 | 171.56 | 171.38 | 170.30 | 168.25 | | 168.30 | 168.31 | 170.33 | 171.52 | 171.65 | 171.16 | 171.12 | 171.12 | 171.11 | | 171.05 | 171.09 |
| PROGRESSIVE PROGETTO | -22.10 | | | -17.57 | | | -13.04 | -12.04 | -7.48 | | | | | -3.25 | -2.50 | 0.00 | | 2.50 | | | 7.81 | 8.81 | 9.86 | | | | | | |
| PARZIALI PROGETTO | | 4.53 | | | 4.53 | | 1.00 | 4.56 | | 4.23 | | | 0.75 | 2.50 | 2.50 | | 5.31 | | | 1.00 | 1.05 | | | | | | | | |
| QUOTE PROGETTO | 168.82 | | | 168.82 | | | 171.84 | 171.84 | 168.80 | | | | 168.80 | 168.30 | 168.30 | | 168.30 | | | | 171.84 | 171.84 | 171.14 | | | | | | |

PROFILO ASSE_NUOVO_LURA

SEZIONE 84

PROGRESSIVA 1060.00



157

200
200

| | | | | | | | | | | | | | | | | | | | | | | | | | | | | | |
|----------------------|--------|--------|--------|--------|--------|--------|--------|--------|--------|--------|--------|--------|--------|--------|--------|--------|--------|--------|--------|--------|--------|--------|--------|--------|--------|--------|--------|--------|--------|
| PROGRESSIVE TERRENO | -22.10 | -21.27 | -19.26 | -18.54 | -17.51 | -16.64 | -14.99 | -14.37 | -13.65 | -12.02 | -9.45 | -7.80 | -6.91 | -6.11 | -3.63 | -3.11 | -2.56 | 0.00 | 2.30 | 2.71 | 3.23 | 3.85 | 4.86 | 5.53 | 7.49 | 8.82 | 16.67 | 18.21 | 20.00 |
| PARZIALI TERRENO | 0.83 | 2.01 | 0.72 | 1.03 | 0.87 | 1.65 | 0.62 | 0.72 | 1.63 | 2.57 | 1.65 | 0.89 | 0.80 | 2.48 | 0.52 | 0.55 | 2.56 | 2.30 | 0.41 | 0.52 | 0.62 | 1.01 | 0.67 | 1.96 | 1.33 | 7.85 | 1.54 | 1.79 | |
| QUOTE TERRENO | 171.66 | 171.65 | 171.66 | 171.66 | 171.66 | 171.66 | 171.67 | 171.67 | 171.67 | 171.67 | 171.68 | 171.65 | 171.64 | 171.53 | 170.31 | 169.31 | 168.26 | 168.23 | 168.20 | 168.91 | 169.81 | 170.38 | 170.92 | 171.29 | 171.29 | 171.28 | 170.84 | 170.80 | 170.81 |
| PROGRESSIVE PROGETTO | -22.10 | -19.92 | -15.69 | -12.33 | -8.29 | -6.87 | -6.11 | -3.63 | -2.56 | 2.30 | 3.42 | 5.78 | 6.57 | 7.28 | 7.87 | 11.92 | 14.23 | 17.00 | | | | | | | | | | | |
| PARZIALI PROGETTO | 2.18 | 4.23 | 3.36 | 4.04 | 1.42 | 0.76 | 2.48 | 1.07 | 4.86 | 1.12 | 2.36 | 0.79 | 0.71 | 0.59 | 4.05 | 2.31 | 2.77 | | | | | | | | | | | | |
| QUOTE PROGETTO | 171.98 | 171.98 | 169.16 | 169.11 | 171.80 | 171.80 | 171.53 | 170.31 | 168.26 | 168.20 | 170.15 | 171.42 | 171.43 | 171.90 | 171.95 | 171.95 | 173.49 | 173.49 | | | | | | | | | | | |

